


 **KERFKORE**
Flex Education Series
Econokore®
Layer Back to Back

Econokore® Layer Back to Back


Step 1

Use two Econokore panels with back sides facing one another.




Step 2

Apply PVA/Wood glue making sure to evenly cover the surface.
(No need to fill cuts)



Step 3

Position panels back to back.



Step 4

Place panels over the form and hold them in place using a vacuum press or straps until the glue has set and desired radius is achieved.



Step 5

Allow panels to set.



Step 6

Remove product from the form, notice rigidity and smoothness.

