


 **KERFKORE**  
Flex Education Series  
Econokore®  
Double Layer Overlay  
With Other Bending Panels

# Econokore® Double Layer Overlay

with Other Bending Panels


## Step 1

“Sandwich Effect” is when Econokore is attached to both sides of another bending panel.



## Step 2

Apply PVA/Wood glue to both sides of the bendable panel or the back side of each Econokore panel.



## Step 3

After the glue has been applied, place panels over the form for pressing.




## Step 4

Use a Vacuum Press or Straps to hold the shape until the glue has dried.



## Step 5

Results



## Step 5

Close Up

